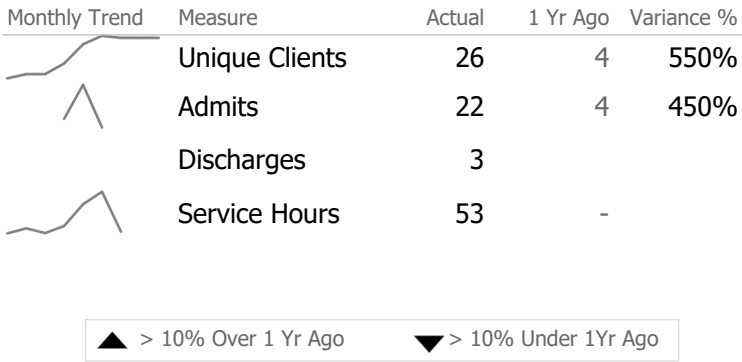
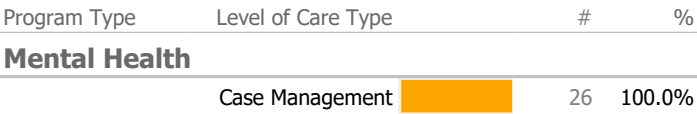


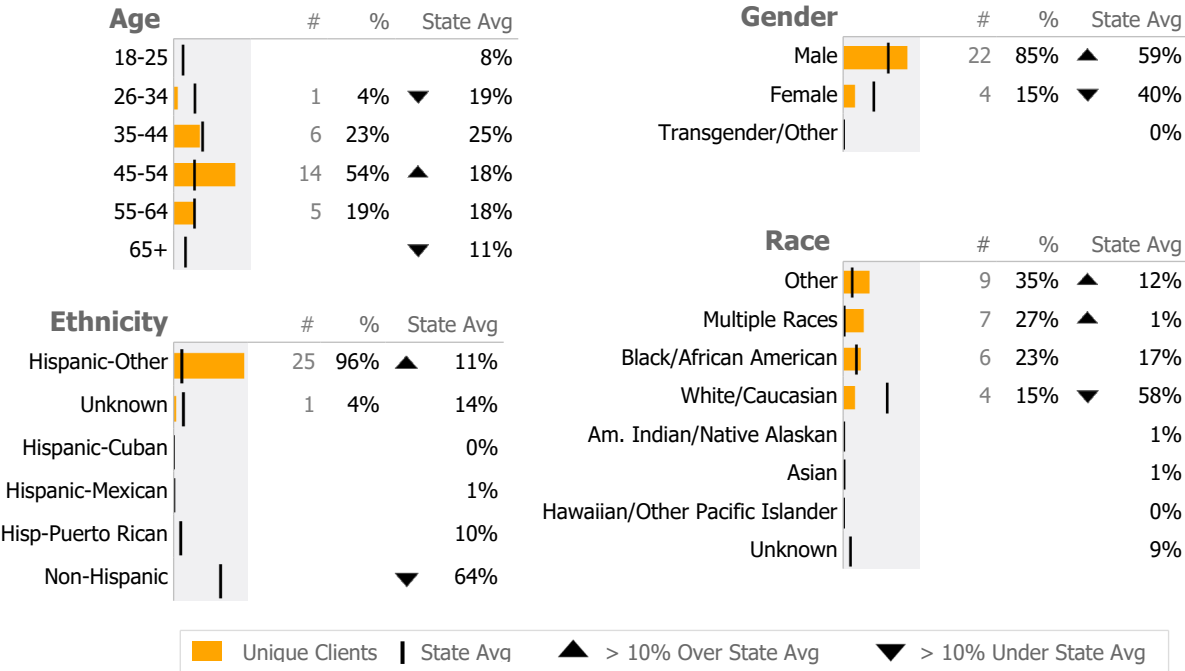
Provider Activity



Clients by Level of Care



Client Demographics

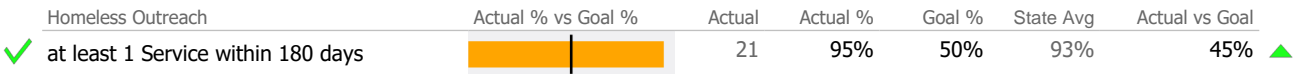


Survey Data Not Available

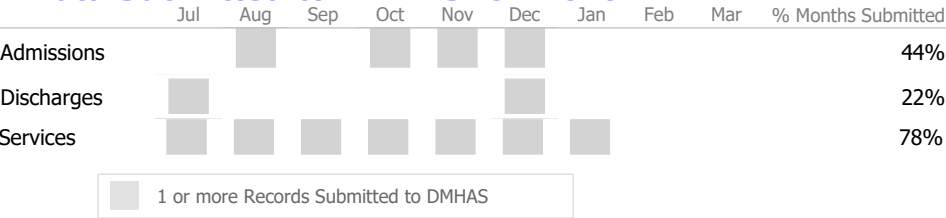
Program Activity

Measure	Actual	1 Yr Ago	Variance %	
Unique Clients	26	4	550%	▲
Admits	22	4	450%	▲
Discharges	3	-		
Service Hours	53	-		

Service Engagement



Data Submitted to DMHAS for Month



* State Avg based on 52 Active Outreach & Engagement Programs

Program Activity

Measure	Actual	1 Yr Ago	Variance %
Unique Clients	0		
Admits	-	-	
Discharges	-	-	

Data Submission Quality

Data Entry	Actual	State Avg
Valid NOMS Data	<div><div></div></div>	N/A 97%
Valid TEDS Data	<div><div></div></div>	N/A 68%
On-Time Periodic		
6 Month Updates	<div><div></div></div>	N/A 40%

Discharge Outcomes

	Actual % vs Goal %	Actual	Actual %	Goal %	State Avg	Actual vs Goal
Treatment Completed Successfully	<div><div></div></div>	N/A	N/A	50%	54%	N/A

Recovery

National Recovery Measures (NOMS)	Actual % vs Goal %	Actual	Actual %	Goal %	State Avg	Actual vs Goal
● Abstinence/Reduced Drug Use	<div><div></div></div>	N/A	N/A	55%	55%	-55% ▼
● Employed	<div><div></div></div>	N/A	N/A	50%	30%	-50% ▼
● Improved/Maintained Function Score	<div><div></div></div>	N/A	N/A	75%	33%	-75% ▼
● Not Arrested	<div><div></div></div>	N/A	N/A	75%	68%	-75% ▼
● Self Help	<div><div></div></div>	N/A	N/A	60%	30%	-60% ▼
● Stable Living Situation	<div><div></div></div>	N/A	N/A	95%	64%	-95% ▼

Data Submitted to DMHAS for Month

	Jul	Aug	Sep	Oct	Nov	Dec	Jan	Feb	Mar	% Months Submitted
Admissions										0%
Discharges										0%

1 or more Records Submitted to DMHAS

▲ > 10% Over

▼ < 10% Under

Actual

Goal

✓ Goal Met

● Below Goal

* State Avg based on 21 Active Buprenorphine Maintenance Programs